

FAQ

Is ActiPatch® a magnet?

No. ActiPatch® is not a magnet. It is a battery operated *pulsed electromagnetic device*. When activated, ActiPatch® gently pulses a low level energy into the injured area.

Is ActiPatch® safe?

Yes. ActiPatch® is *drug free* and has no side effects. ActiPatch® can be worn by diabetics, arthritics, the elderly and bedridden.

What will I feel?

ONLY BETTER! You will not feel heat nor will you feel the low level energy that is gently pulsed into the cells to heal damaged tissue.

Do I have to use the wrap?

No. The wrap is for your convenience. You can remove the device from the wrap and apply to the injured area using a medical grade tape or any other method of application that is comfortable.

Does it matter what direction the module is placed on my body?

No. The module only houses the battery and can be placed in any direction.

Can I wear the ActiPatch® when I go to bed at night?

Absolutely! We recommend that you wear the ActiPatch® day and night for maximum treatment.

Can I wear ActiPatch® over clothing?

Yes. ActiPatch® can be worn over thin or spandex type clothing.

Can I wash the wrap?

Yes. The wrap can be machine washed and laid flat to dry. Remember to remove the ActiPatch® from the wrap before washing.

WARNINGS

- ActiPatch® should not be used by persons with a cardiac pacemaker, cardioverter defibrillator, neurostimulator or any active medical or metallic implant.
- ActiPatch® should not be used by women who are pregnant or think they may be pregnant.
- ActiPatch® is not a sterile device.
- If pain or swelling persist or worsen, discontinue use and seek medical attention immediately.
- ActiPatch® will not interfere with other electronic equipment in use.
- ActiPatch® should not be used by skeletally immature persons.
- Do not attempt to modify this device or replace the battery.
- Once the LED light doesn't come on the device is no longer operational and can be disposed of.



Manufactured by: BioElectronics Corporation

4539 Metropolitan Court | Frederick, MD 21704 USA

www.bielcorp.com | 1-866-757-2284 | Stock Symbol: BIEL

**U.S. PATENT # 7551957B2, U.S. PATENT #D638,9495
& U.S. AND FOREIGN PATENTS PENDING**



MDSS GMBH
SCHIFFGRABEN 41
30175 HANNOVER GERMANY



Read instructions before using

DFU-KPT-USA-010
06-06-13



**Knee Pain
ADVANCED
LONG-LASTING RELIEF**

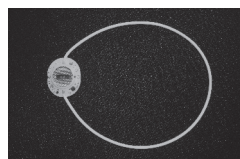
Electromagnetic Pulse Therapy »

Total
720
HOURS
Action



DIRECTIONS FOR USE

YOUR ACTIPATCH® KNEE PAIN RELIEF KIT CONTAINS:

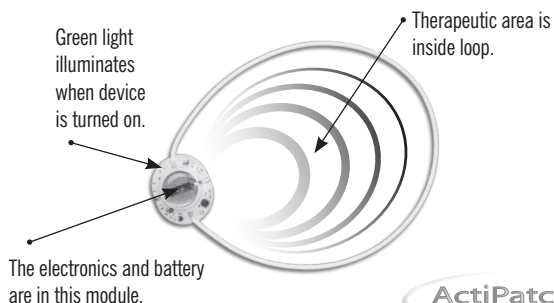


(1) ActiPatch® Device




(1) Reusable Knee Wrap

ActiPatch® Therapeutic Area



STEP 1:

Remove the ActiPatch® device and knee wrap from the plastic bags. To activate the device, peel the white adhesive tab back from the module. This will expose the silver colored push button. Do not discard the white tab.

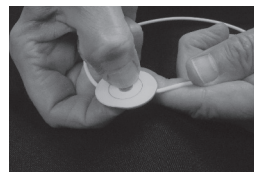


Optional:


You may cover the silver colored push button with the white tab to ensure the button will not be pushed during use and be deactivated.

STEP 2:

Push the silver button and hold it down for about 2 seconds (you should hear a click).



Once the device is activated, there will be a green LED light on the opposite side of the device. If the green LED light is not on please repeat step 2.



STEP 3:

Slide the antenna wire into the Knee wrap through the opening at the top of the wrap. Push the entire activated device into the wrap so none of the device is exposed.



STEP 4:

Position the wire loop (see part 1) directly over the area of pain. [Note: The therapeutic area is within the wire loop.] **FOR BEST RESULTS:** Wear continuously until pain diminishes or for a minimum of 8 hours daily.



STEP 5:

Secure the wrap with the velcro straps. Do not over tighten as this may restrict circulation.



STEP 6:

To deactivate the device, press the silver button and hold it down for about 2 seconds. Once the device is deactivated, the green LED light will turn off. You may cover the silver colored push button with the white tab for storage.

